

Nationwide JR Route Map

This information is current as of February 14, 2015.

The stations in red in the map have JAPAN RAIL PASS exchange offices. (as of February 2015)

* Exchange offices at Nishi-Maizuru and Higashi-Maizuru open on June 1, 2015.

Transport services and routes covered by this pass

Railways : JR lines throughout Japan, including Shinkansen "bullet trains" (except for the "NOZOMI" and "MIZUHO" services), limited express trains, express trains and local trains.

Tokyo Monorail

Aomori Railway between Hachinohe and Aomori, Aomori and Noheji, or Hachinohe and Noheji (valid only for use on ordinary trains)

IR Ishikawa Railway between Kanazawa and Tsubata

Ainokaze Toyama Railway between Toyama and Takaoka (valid only for use on ordinary trains)

(On Aomori, IR Ishikawa, and Ainokaze Toyama Railways, valid only for travel extending through the indicated segments without stopover)

Buses : JR Bus services (except for expressway buses and some local services).

Ferry : JR Miyajima ferry

Transport services and routes NOT covered by this pass

This pass is not valid for the "NOZOMI" and "MIZUHO" services (both reserved and non-reserved) on the Tokaido, Sanyo, and Kyushu Shinkansen lines.

Trains and services requiring additional basic fares and charges

Travel on JR Group trains that connect directly with non-JR Group railways will require additional payment of basic fares and charges for the sections operated by the other company.

Please pay either on the train or at a station on the line of the company concerned. (The map below shows the main applicable train lines. Additional payment may also be required on non-regular services in addition to these.)

Key to lists of trains and sections requiring additional basic fares and charges

A	Train name
B	Railway name
C	Required fare and charge (adult) *Varies depending on actual distance of travel.
D	Inset key
	Covered by the pass (JR lines)
	Not covered by the pass (Non-JR lines)

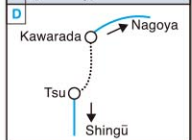
Trains and sections requiring additional basic fares and charges

A	Hashidate / Tango Relay
B	Kitakinki Tango Railway
C	Fukuyama-Amanohashidate [Res.Ord.Car] 1,520Yen [Res.Green Car] 2,890Yen
D	Fukuyama-Toyooka [Res.Ord.Car] 2,870Yen



Trains and sections requiring additional basic fares and charges

A	Wide View Nanki / Mie
B	Ise Railway
C	Kawarada-Tsu Wide View Nanki [Ordinary] 820Yen Mie [Ordinary] 510Yen
D	Kawarada → Nagoya



Trains and sections requiring additional basic fares and charges

A	Shirayuki
B	Echigo TOKIMEKI Railway
C	Naoetsu-Arai [Res. Ord. Car] 530 Yen
D	Naoetsu → Niigata



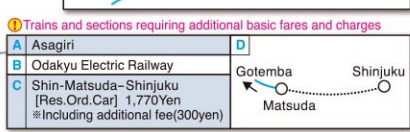
Trains and sections requiring additional basic fares and charges

A	Hakutaka
B	Hokutsu Express
C	Muikamachi-Saigata [Res.Ord.Car] 1,480Yen [Res.Green Car] 1,890Yen
D	Fukui Kanazawa



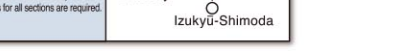
Trains and sections requiring additional basic fares and charges

A	Nikko
B	Tobu Railway
C	Kurihashi-Tobu-nikko [Res.Ord.Car] 2,000Yen
D	Tobu-nikko



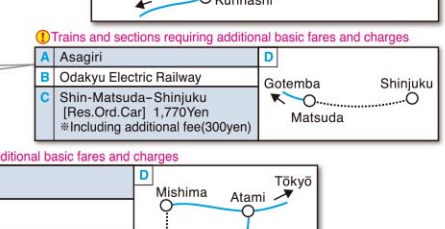
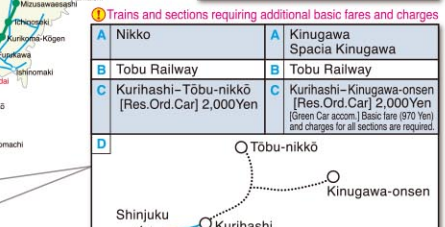
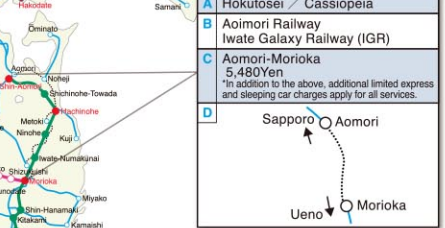
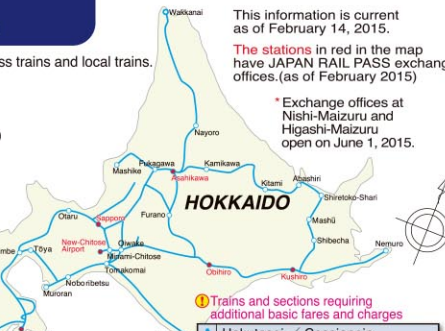
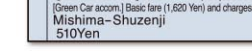
Trains and sections requiring additional basic fares and charges

A	Asagiri
B	Odakyu Electric Railway
C	Shin-Matsuda-Shinjuku [Res.Ord.Car] 1,770Yen *Including additional fee(300yen)
D	Gotemba Shinjuku



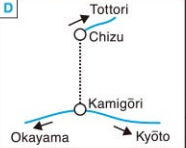
Trains and sections requiring additional basic fares and charges

A	Odoriko Super View Odoriko
B	Izu Kyuko Izuhakone Railway
C	Itō-Izukyū-Shimoda [Res.Ord.Car] 2,130Yen [Res.Green Car] 2,540Yen(Odoriko) [Res.Green Car] 2,800Yen(Super View Odoriko) (Green Car accom.) Basic fare (1,620 Yen) and charges for all sections are required.
D	Mishima-Shuzenji



Trains and sections requiring additional basic fares and charges

A	Super Hakuto Super Inaba
B	Chizu Kyuko
C	Kamigōri-Chizu [Res.Ord.Car] 1,820Yen [Res.Green Car] 2,340Yen
D	Tottori Chizu



Trains and sections requiring additional basic fares and charges

A	Nanpu / Shimanto / Ashizuri
B	Tosa Kuroshio Railway
C	Kubokawa-Sukumo [Res.Ord.Car] 2,430Yen [Res.Green Car] 3,040Yen
D	Okayama, Kōchi

